




## PRODUCT SPECIFICATION SHEET



<b>Customer</b>	-		
<b>Customer P/N</b>	-		
<b>Product Type</b>	Quartz Crystal Resonator		
<b>Part Number</b>	9S25000132	<b>Version</b>	S0
<b>Part Description</b>	SMD X'tal 2.0 x 1.6		
<b>Nominal Frequency</b>	25.000000MHz		

<b>Prepared</b>	Li Xiang
<b>Reviewed</b>	Liao Xiaohua
<b>Approved</b>	Liu Feng
<b>Date</b>	2024-12-5

Customer's Approval & Date :

### 广东惠伦晶体科技股份有限公司

中国广东省东莞市黄江镇东环路鸡啼岗段68号  
68 Donghuan Road, Jitigang Village, Huangjiang,  
Dongguan, Guangdong Province, P. R. China


 WEB : <http://www.dgylec.com/>  
 TEL : +86 ( 0 ) 769 - 38879888  
 FAX : +86 ( 0 ) 769 - 38879889  
 EMAIL : yl@dgylec.com



Moisture Sensitivity Level 1

## TABLE OF CONTENTS

#	Item	Page
1	History of Specification Revision	3
2	Electrical Specifications	4
	2.1 General specification	4
	2.2 Operation conditions	4
	2.3 Frequency stability & electrical parameters	4
3	Product Design	5
	3.1 Package dimensions and pad functions	5
	3.2 Recommended land pattern	5
	3.3 Recommended reflow profile	5
	3.4 Illustration to product structure	6
4	Reliability	7
	4.1 Mechanical endurance	7
	4.2 Environmental endurance	8
5	Marking and Packing	9
	5.1 Marking definition	9
	5.2 Packing	10
	5.3 SMD product packing standard	11
6	Environmental Substances	12

## ATTENTION

- [1] If you intend to use products on the controlling equipment that relate to medical, aeronautical, aerospace, military science, space and etc., please make sure to let us know your intentions in advance.
- [2] Ultrasonic related process may cause damage to crystal blank by resonance itself. If ultrasonic related process is used, we strongly recommend to assess the damage risk under related ultrasonic conditions before use in production.

1. History of Specification Revision

Ver.	Contents	Date	Reviser	Remark
S0	Initial released	2024-12-5	Li Xiang	

FAITH LONG CRYSTAL

## 2. Electrical Specifications

### 2.1 General specification

#	Parameter	Value/Description	Unit	Remark
1	Nominal frequency	25.000000	MHz	-
2	Cutting type	AT-cut	-	-
3	Oscillation mode	Fundamental	-	-
4	Moisture sensitivity level (MSL)	Level 1	-	J-STD-020
5	ESD	HBM $\geq$ 2000V	-	ANSI/ESDA/JEDEC JS-001

### 2.2 Operation conditions

#	Parameter	Min.	Typ.	Max.	Unit	Remark
1	Operating temperature	-20	-	+100	°C	-
2	Storage temperature	-40	-	+125	°C	-
3	Load capacitance ( $C_L$ )	-	20	-	pF	-
4	Drive level	-	10	300	$\mu$ W	-

### 2.3 Frequency stability & electrical parameters

#	Parameter	Min.	Typ.	Max.	Unit	Remark
1	Initial frequency tolerance	-30	-	+30	ppm	At 25 $\pm$ 3°C and specific load, refer to nominal frequency
2	Frequency stability	-30	-	+30	ppm	Within operating temperature range, refer to frequency at 25°C
3	Frequency aging (First year)	-3	-	+3	ppm	At 25 $\pm$ 3°C
4	Equivalent series resistance (ESR)	-	-	45	ohms	-
5	Shunt capacitance ( $C_0$ )	-	0.58	-	pF	$\pm$ 15%
6	Motional Capacitance ( $C_1$ )	-	1.73	-	fF	$\pm$ 20%
7	Motional Inductance ( $L_1$ )	-	23.4	-	mH	$\pm$ 20%
8	insulation resistance	500	-	-	M-ohms	At DC 100V
9	DLD2	-	-	22.5	ohms	-
10	RLD2	-	-	45	ohms	-
11	FDDL	-	-	15	ppm	-
12	SPDB	-	-	-3	dB	From F0-1000 ppm to F0+5000 ppm

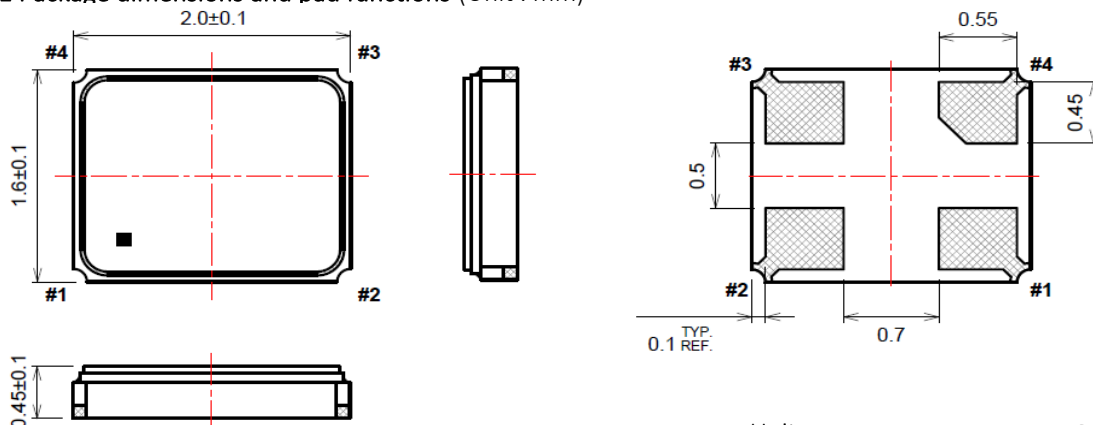
**Measure equipment:** Electrical characteristics is measured by S&A 250B or equivalent.

#### Standard atmospheric conditions:

Unless otherwise specified, the standard environmental conditions for performance measurement and tests are under ambient temperature at (25 $\pm$ 3)°C and relative humidity: 40% to 70%.

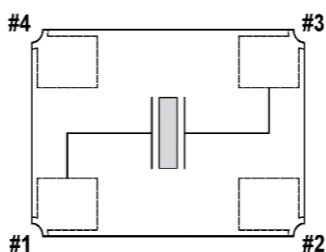
3. Product Design

3.1 Package dimensions and pad functions (Unit : mm)



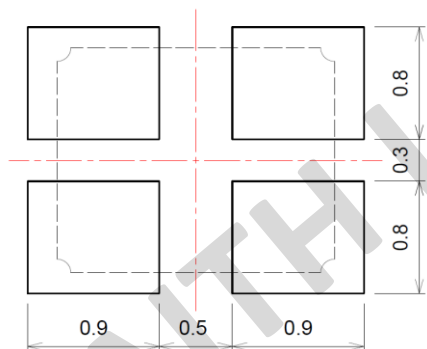
Unit : mm

Tolerance unless otherwise specified: ±0.1mm.

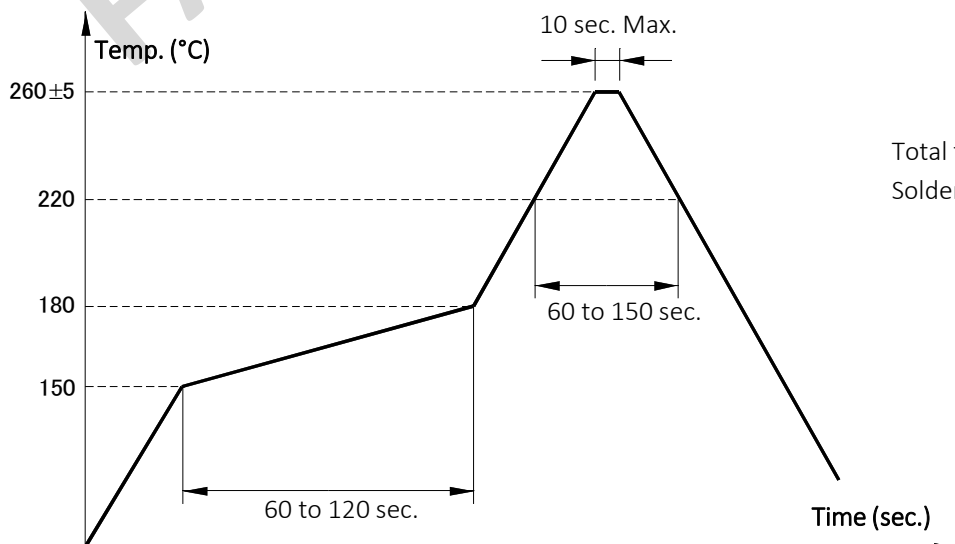


Pad	Function
#1	X'tal terminal (Input/output)
#2	GND terminal
#3	X'tal terminal (Input/output)
#4	GND terminal

3.2 Recommended land pattern (Unit : mm)



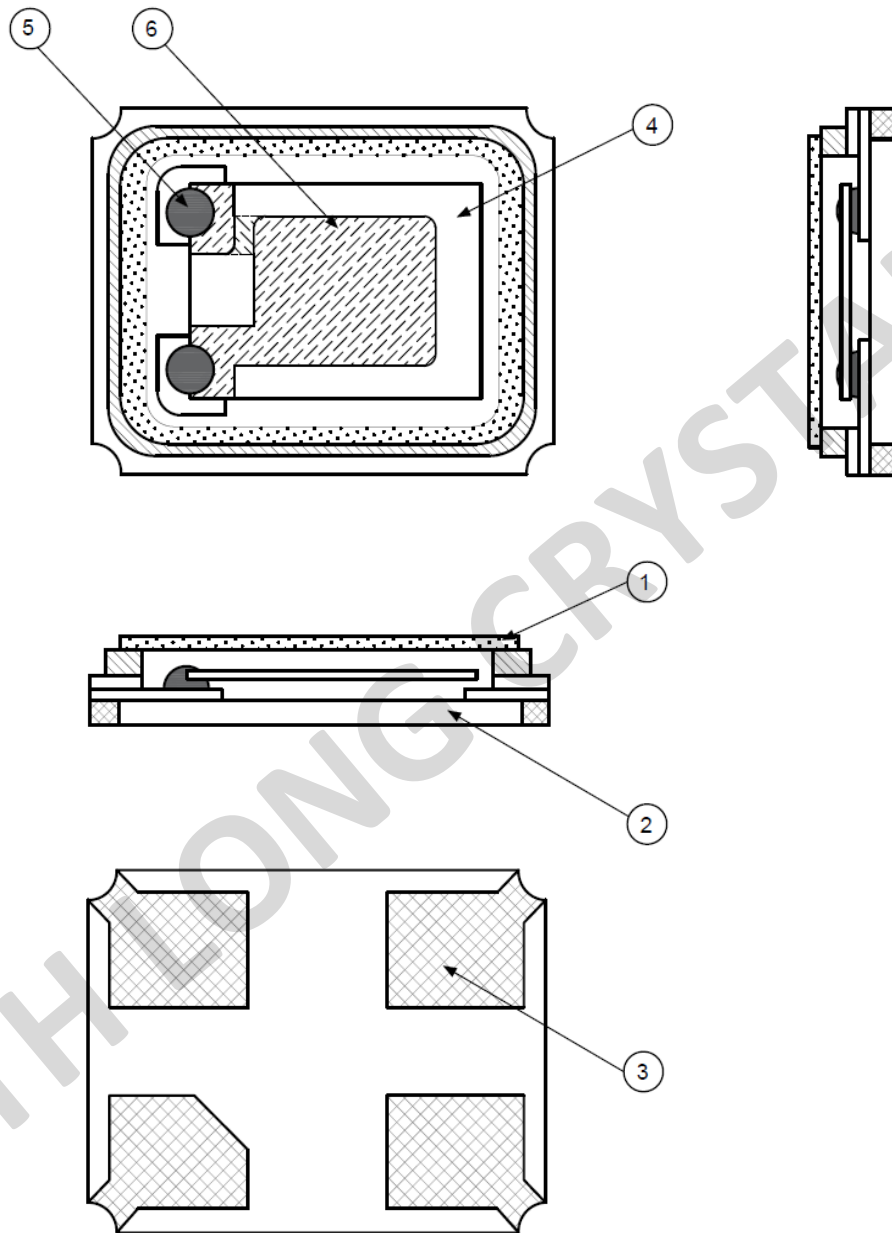
3.3 Recommended reflow profile



Total time : 360 sec. Max.  
Solder melting point : 225°C

## 3. Product Design (Cont.)

## 3.4 Illustration to product structure



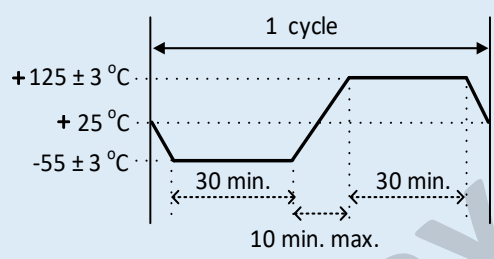
#	Components	Materials	Finish
1	Cap (Lid)	Kovar (Fe-Co-Ni)	Ni plating
2	Base (Package)	Almina ceramics ( $Al_2O_3$ )	-
3	Pad (Package)	Ni + Au	Ni + Au plating
4	Crystal blank	$SiO_2$	-
5	Conductive adhesive	Ag	Silicone resin
6	Electrode	Noble metal	-

## 4. Reliability

## 4.1 Mechanical endurance

#	Item	Test Condition	Reference
1	Drop test	150cm height, fall freely onto hard board 3 times	JIS C6701
2	Mechanical shock	Specimen is shocked to half sine wave, 1000 g, 0.5msec duration along three mutually perpendicular axes ( $\pm X$ , $\pm Y$ , and $\pm Z$ ). Each direction for 3 shocks (total 18 shocks).	MIL-STD-202 Method 213
3	Vibration	Frequency range (10 to 55) Hz Amplitude 1.52 mm Test time of each perpendicular axis 2 hours ( $\pm X$ , $\pm Y$ , and $\pm Z$ ) Total test time 6 hours	MIL-STD-202 Method 201
4	Gross leak	Standard sample for automatic gross leak detector test pressure $2\text{kg}/\text{cm}^2$	MIL-STD-883 Method 1014
5	Fine leak	Helium bombing $5.0\text{kg}/\text{cm}^2$ for 2 hours	MIL-STD-883 Method 1014
6	Solderability	Temperature $(245 \pm 5)^\circ\text{C}$ Immersing depth 0.5 mm minimum Immersion time $(5 \pm 1)$ sec. Flux Rosin resin methyl alcohol solvent (1 : 4)	J-STD-002
7	Resistance to soldering heat	Test temperature $(260 \pm 5)^\circ\text{C}$ Test time $(10 \pm 1)$ sec.	MIL-STD-202 Method 210

## 4.2 Environmental endurance

#	Item	Test Condition	Reference
1	High temperature storage (Aging)	+125 °C ± 3 °C for 500 hours	MIL-STD-202 Method 108
2	Low temperature storage	-40 °C ± 3 °C for 500 hours	IEC 60068-2-1
3	Thermal shock	Total 100 cycles of the following temperature cycle 	MIL-STD-883 Method 1011.9
4	High temperature & humidity	+85°C ±3°C, RH 85%, 500 hours	JIS C5023
5	High temperature operating life	1000 hours at +85°C with V <sub>DD</sub> applied	MIL-STD-202 Method 108



### 5. Marking and Packing

#### 5.1 Marking definition

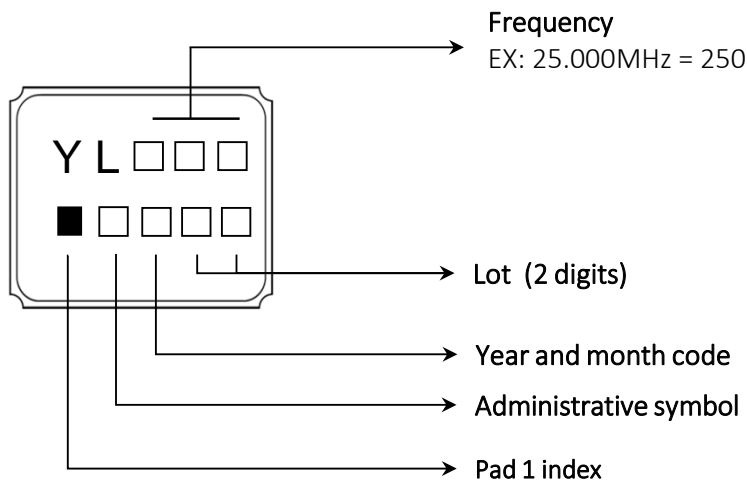
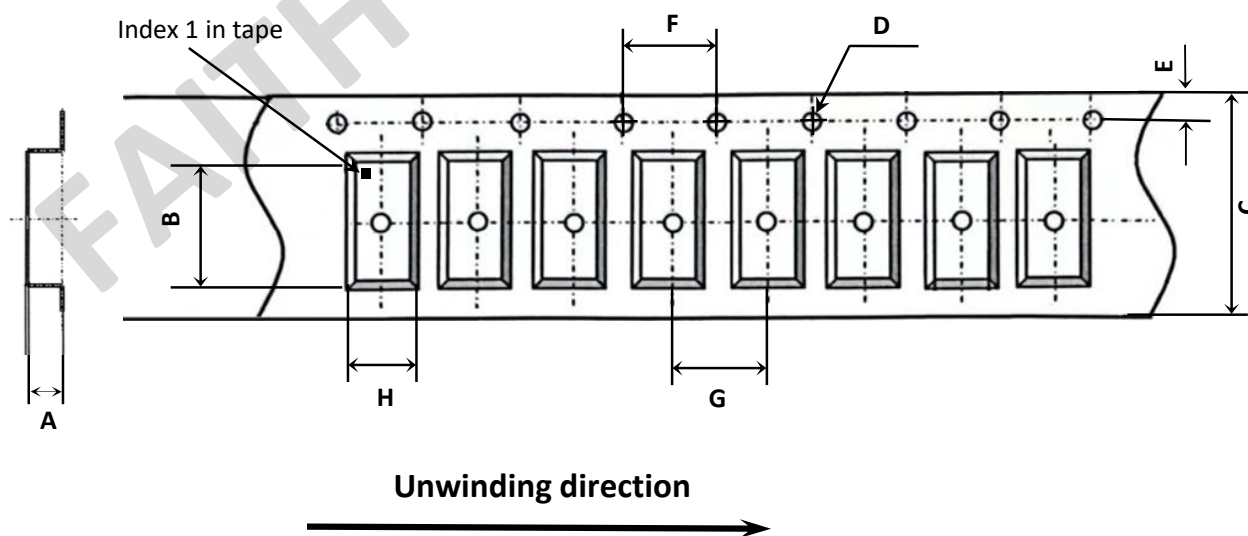


Table of Year and Month code

Year \ Month		JAN	FEB	MAR	APR	MAY	JUN	JUL	AUG	SEP	OCT	NOV	DEC
2021	2025	A	B	C	D	E	F	G	H	J	K	L	M
2022	2026	N	P	Q	R	S	T	U	V	W	X	Y	Z
2023	2027	a	b	c	d	e	f	g	h	j	k	l	m
2024	2028	n	p	q	r	s	t	u	v	w	x	y	z

#### 5.2 Packing (EIA-481-2)

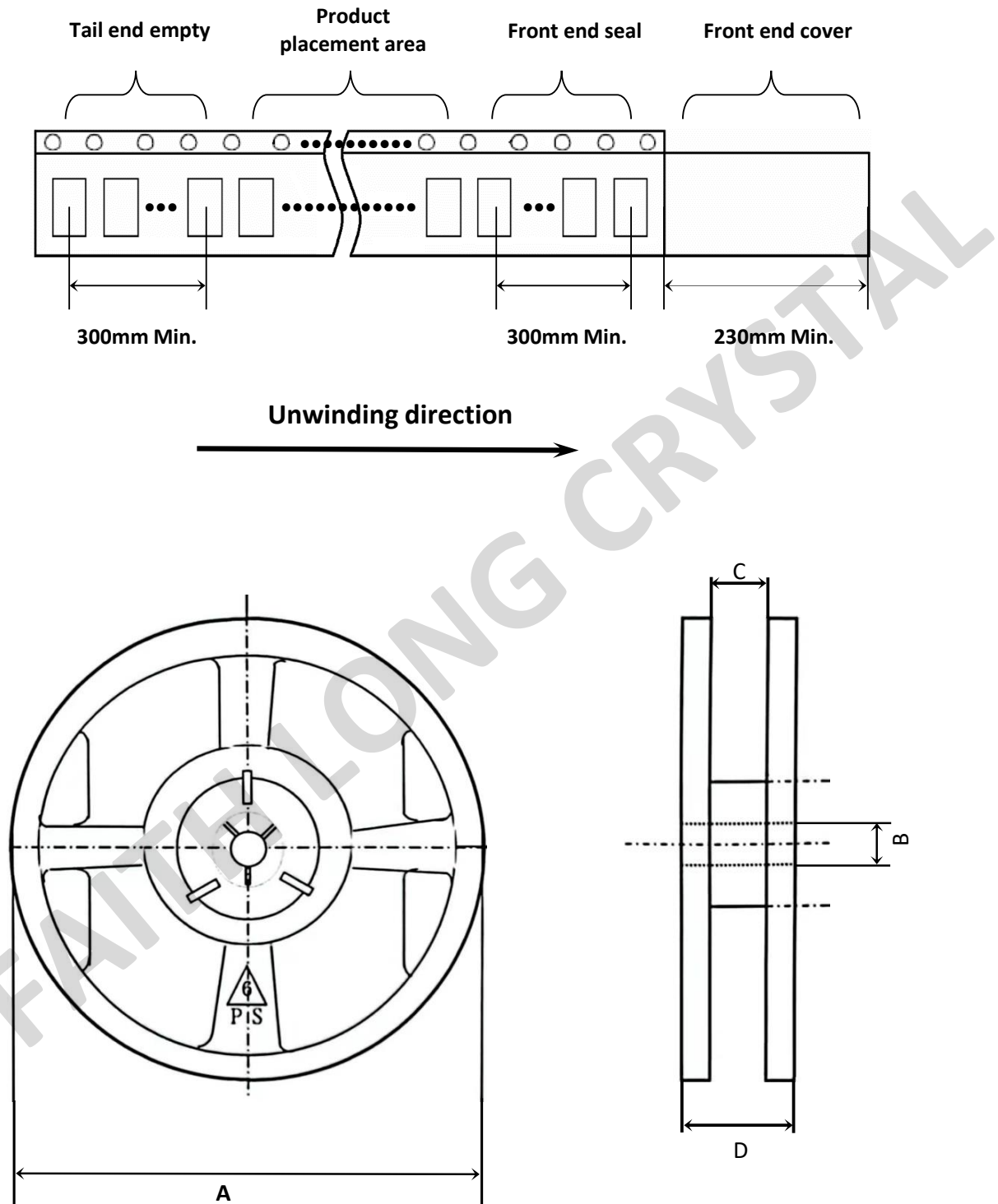
8mm-4mm, 3000pcs / reel,  $\phi 178$ ;



Tape dimension (Unit : mm)							
A	B	C	D	E	F	G	H
0.65±0.1	2.3±0.1	8.0±0.3	1.55±0.05	1.75±0.1	4.00±0.2	4.00±0.1	1.90±0.1

5. Marking and Packing (Cont.)

5.2 Packing (EIA-481-2) (Cont.)



3,000 pcs/reel

Reel dimension (Unit : mm)			
A	B	C	D
178±2.0	13.2±0.5	9.0±0.5	11.5±1.4



## 5. Marking and Packing (Cont.)

## 5.3 SMD product packing standard

Out-going packing instruction

Reel packing	Inner packing	Carton
Name: reel Standard: diameter 18cm Material: plastics	Name: bubble wrap Standard: 430×330×20mm Material: HDPE Quantity: 15 reels	Name: carton Standard: 400×400×280mm Material: AB corrugated paper Quantity: 4 bags
 <div style="border: 1px solid black; padding: 2px; width: fit-content; margin: 0 auto;">Label L1</div>		 <div style="border: 1px solid black; padding: 2px; width: fit-content; margin: 0 auto;">Label L2</div>

The label instruction

Label drawing	Mark	Name of article	Items	Size	Printing
	L1	Bar code label (Chintz paper)	1. Part No. 2. Lot No. 3. Q'ty 4. Freq	70x50mm	White
	L2	Bar code label (Chintz paper)	1. Part No. 2. Date Code 3. Q'ty 4. Freq	70x50mm	White

Remark: The above instruction of label drawing is used for template and may vary with different product specifications . If customer has specified requirements for labels packaging, please provide the operation procedure.

Product storage conditions:

- [1] Temperature: 15 to 35°C.
- [2] Humidity: 30 to 70% RH.
- [3] Time: within 6 months after delivery.
- [4] Please store the products in a dry, clean, well-ventilated area and avoid direct sunlight exposure, heat, and vibration.

## 6. Environmental substance

#	Banned substances	Max. concentration (ppm; mg/kg)	
		Products	Packing
1	Cadmium (Cd) and cadmium compounds 镉及镉化合物	100	100
2	Lead (Pb) and lead compounds 铅及铅化合物	1,000	100
3	Mercury (Hg) and mercury compounds 汞及汞化合物	1,000	100
4	Hexavalent-chromium VI (Cr+6) 六价铬化合物	1,000	100
5	Polybrominated biphenyls (PBBs) 聚溴联苯 PBB	1,000	N/A
6	Polybrominated diphenyl ethers (PBDEs) 聚溴二苯醚 PBDE	1,000	N/A
7	Di (2-ethylhexyl) phthalate (DEHP) 邻苯二甲酸二(2-乙基己基)酯 DEHP	1,000	N/A
8	Butyl benzyl phthalate (BBP) 邻苯二甲酸丁苄酯 BBP	1,000	N/A
9	Dibutyl phthalate (DBP) 邻苯二甲酸二丁酯 DBP	1,000	N/A
10	Diisobutyl Phthalate (DIBP) 邻苯二甲酸二异丁酯 DIBP	1,000	N/A
11	Fluorine (F), Chlorine (Cl), Bromine (Br), Iodine (I) 氟(F)、氯(Cl)、溴(Br)、碘(I)	900, 900, 900, 900 Note : Br + Cl < 1,000	N/A
12	Heavy metals (Hg, Cd, Pb, Cr+6, PBBs and PBDEs) in packing materials 包装材料中重金属(汞、镉、六价铬、铅、PBB、PBDE)之总量	N/A	100 铅(Pb) + 镉(Cd) + 汞(Hg) + 六价铬(Cr+6) < 100ppm
13	(SVHC) Substances of very high concern 高度关注物质	1,000	N/A