

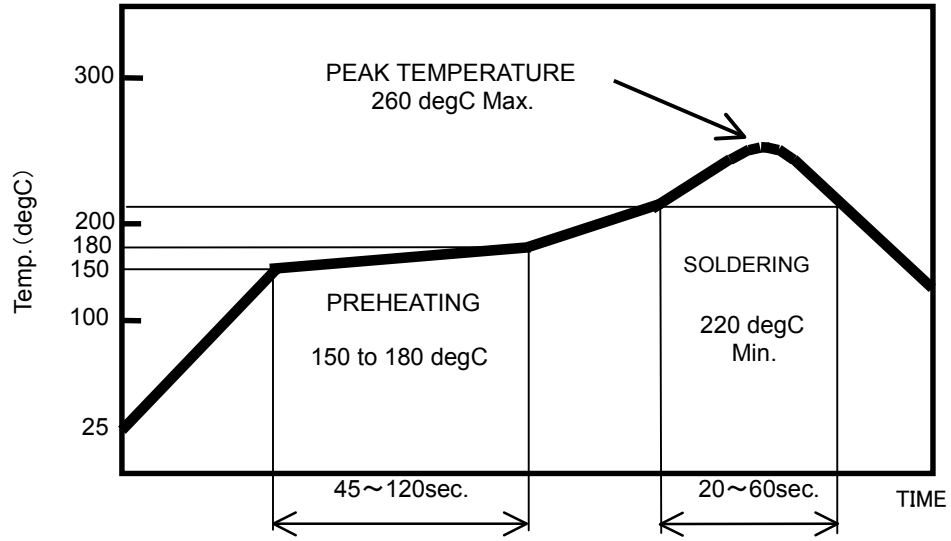
REV.NO.

登録 REGIST.	Supply Specification		名称 TITLE	仕番 SPEC. NO.
版 年月日 DATE	作成部門 SECTION	作成年月日 DATE	CRYSTAL OSCILLATOR	TN4-21911
1 H17.7.12	46006	'05.07.12		
2	<p style="text-align: center;">SPECIFICATION</p> <p>1. MODEL TG-5010LH-04A</p> <p>2. ELECTRICAL SPECIFICATIONS</p> <p>2.1 Output frequency : 26 MHz</p> <p>2.2 Supply voltage : DC + 2.8V ± 5%</p> <p>2.3 Current drain : 2.0 mA max.</p> <p>2.4 Output level : 0.8 Vp-p min. / Clipped sinewave (DC-coupled)</p> <p>2.5 Load : 10 kΩ // 10 pF ± 10% each</p> <p>2.6 Operating temperature range : -20°C to +75°C</p> <p>2.7 Storage temperature range : -40°C to +85°C</p> <p>2.8 Frequency stability</p> <p>2.8.1 vs. Temperature : ± 2.5 ppm max. / -20°C to +75°C (Referenced to +25°C)</p> <p>2.8.2 vs. Supply voltage : ± 0.2 ppm max. / DC + 2.8V ± 5%</p> <p>2.8.3 vs. Load : ± 0.2 ppm max. / 10kΩ//10pF ±10% each</p> <p>2.8.4 vs. Aging : ± 1.0 ppm max. / year</p> <p>2.9 Frequency control</p> <p>2.9.1 Frequency control range : ±8 ppm ~ ±14 ppm / Vcont=+1.5V±1.0V positive slope</p> <p>2.9.2 Input impedance : 100kΩ min.</p> <p>2.10 Frequency tolerance : ± 1.5 ppm max. / +25°C±2°C (after 2 cycles reflow soldering and 1hour)</p> <p>2.11 Harmonics : -5dBc max. / 2nd,3rd harmonics</p> <p>2.12 Start up time : 2.0ms max. / Output level : 90% min.</p> <p>改版記事 DESCRIPTION</p>			
3				
4				
5				
6				
7				
8				
9				
10				
11				
12				
13				
14				
15				
16				
承認 APP. H.TAKANASHI				
照査 CHK'D				
照査 CHK'D				
作成 DRAW Y.MARUYAMA				

REV.NO.

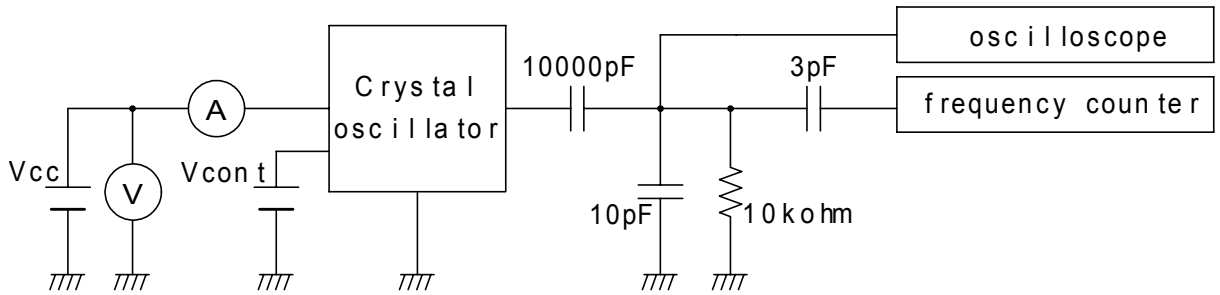
1
2
3
4
5
6
7
8
9
10
11
12
13
14
15
16

3. REFLOW SOLDERING PROFILE



SOLDER TEMPERATURE PROFILE

4. TEST CIRCUIT



*Note Total fixture and probe capacitance=10pF

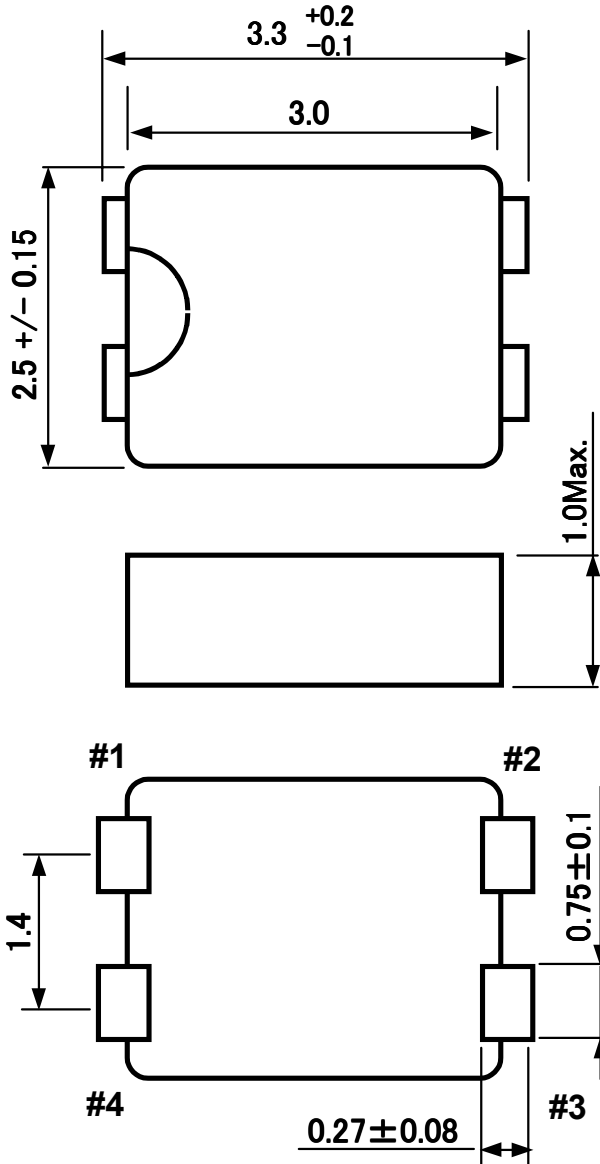
承認 APP.	H.TAKANASHI
照査 CHK'D	
照査 CHK'D	
作成 DRAW	Y.MARUYAMA

改版記事 DESCRIPTION

REV.NO.

1
2
3
4
5
6
7
8
9
10
11
12
13
14
15
16

5. OUTLINE DRAWING



Pin No.	Terminal
#1	Vcont
#2	GND
#3	OUT
#4	Vcc

Terminal treatment : Solder-Plating (Pb-Free)

Unit : mm

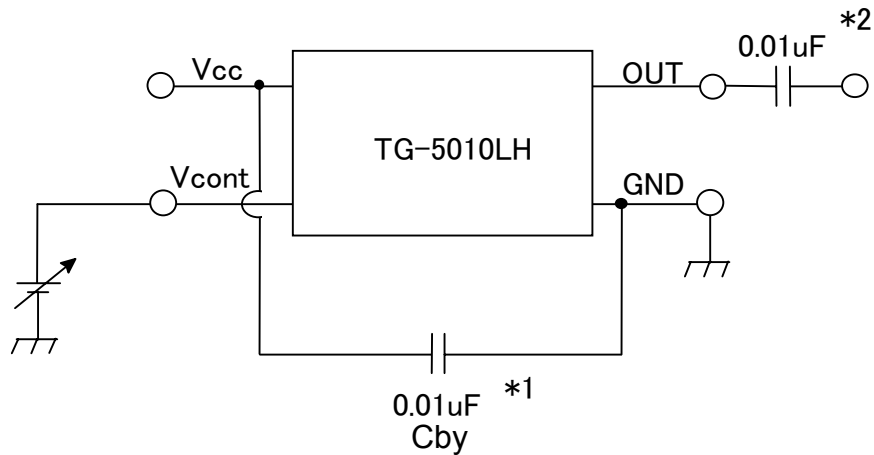
承認 APP.	H.TAKANASHI
照査 CHK'D	/
照査 CHK'D	/
作成 DRAW	Y.MARUYAMA

改版記事 DBSCRIPTION

REV. NO.

1
2
3
4
5
6
7
8
9
10
11
12
13
14
15
16

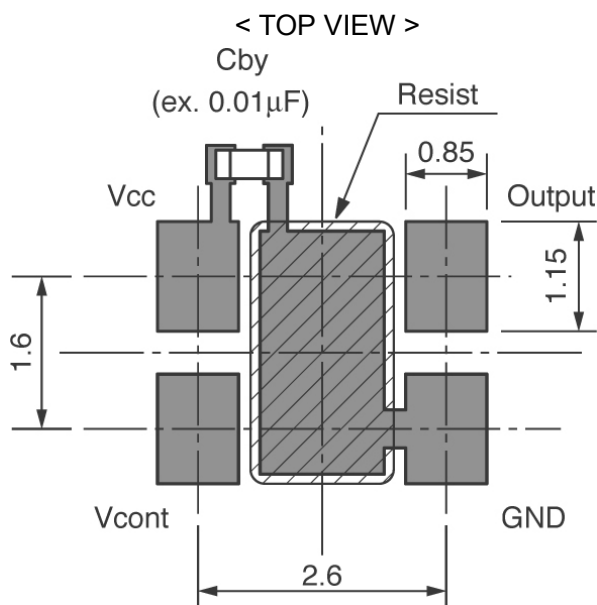
6. CONNECTION



Cby: bypass capacitor

- *1 Please connect capacitor(recommendation:0.01 μ F) between "Vcc" and "GND" terminal.
- *2 Please connect capacitor(recommendation:0.01 μ F) between "OUT" terminal and load.
- *3 This product has one chip LSI. Do not supply over +6V or negative voltage under -0.3V to "Vcc" terminal. Do not supply over Vcc+0.3V or negative voltage under -0.3V to "Vcont" terminal. Do not open "Vcont" terminal. Do not supply any voltages to "OUT" terminal.
- *4 Do not supply any voltages in any way which differs from the above connection figure.

7. RECOMMENDATION FOOT PATTERN



- ※ Please connect Cby(bypass capacitor) quite near by "Vcc" terminal.
- ※ It is desirable to draw GND pattern under TCXO.

承認 APP.	H.TAKANASHI
照査 CHK'D	
照査 CHK'D	
作成 DRAW	Y.MARUYAMA

改版記事 DBSCRIPTION

REV.NO.

1
2
3
4
5
6
7
8
9
10
11
12
13
14
15
16

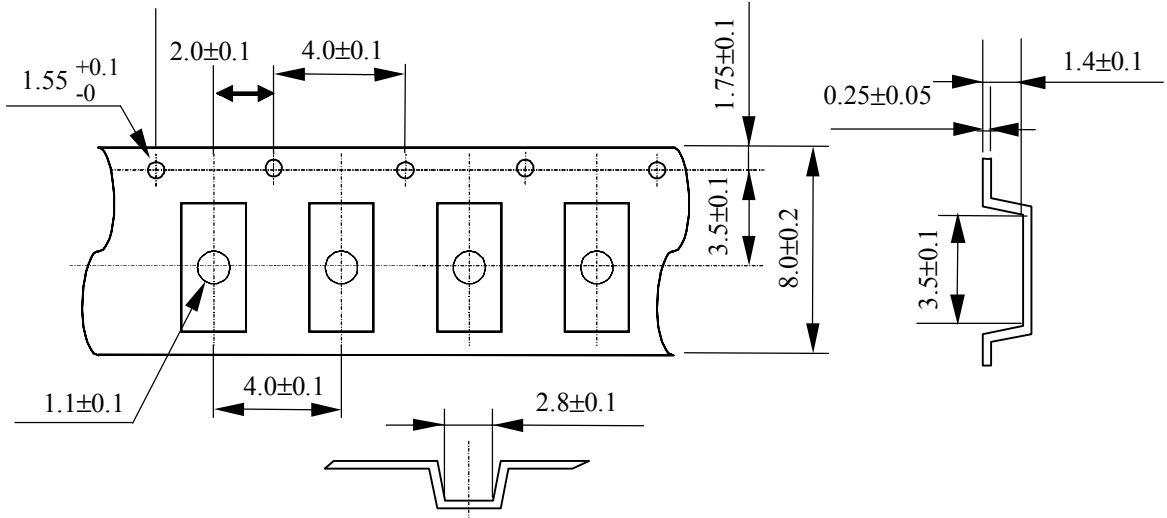
8. TAPE & REEL PACKAGING SPECIFICATION

8.1. Material of packaging

Embossed tape : PS

Cover tape : PET+PE

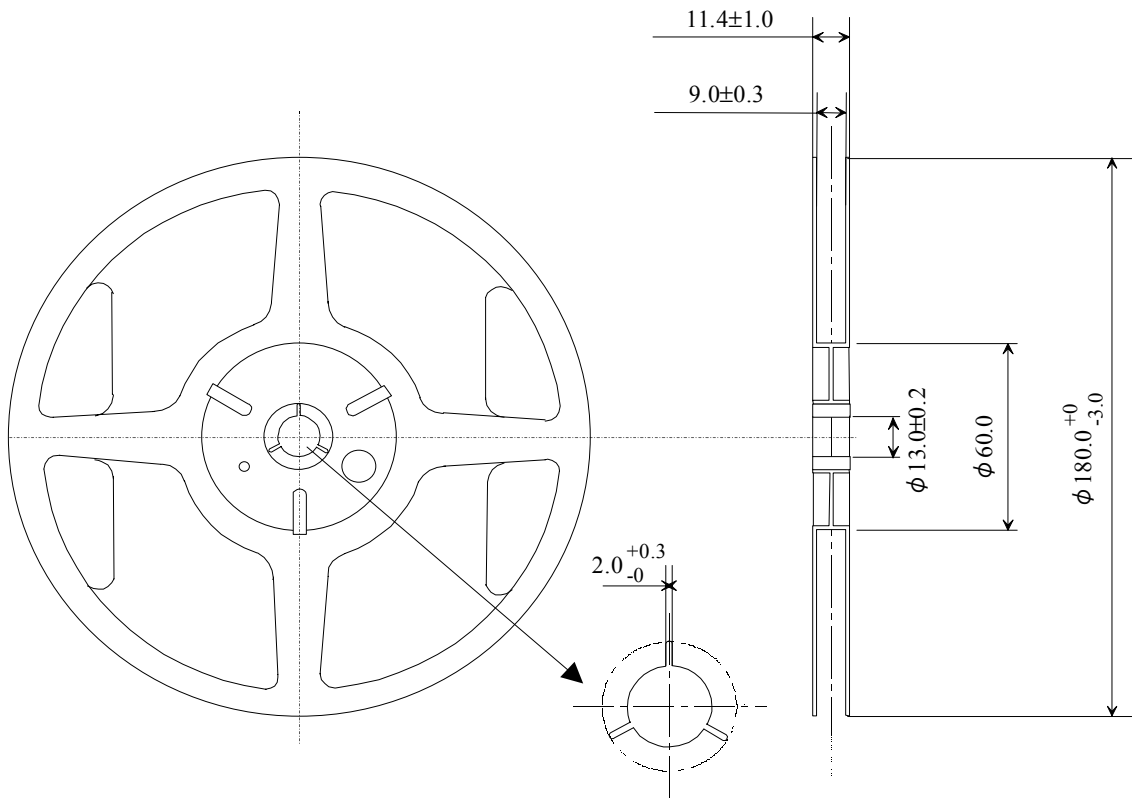
8.2. Embossed tape dimension & Outline drawings



[Size in mm]

8.3. Reel dimension & Outline drawing

Material of the Reel : PS



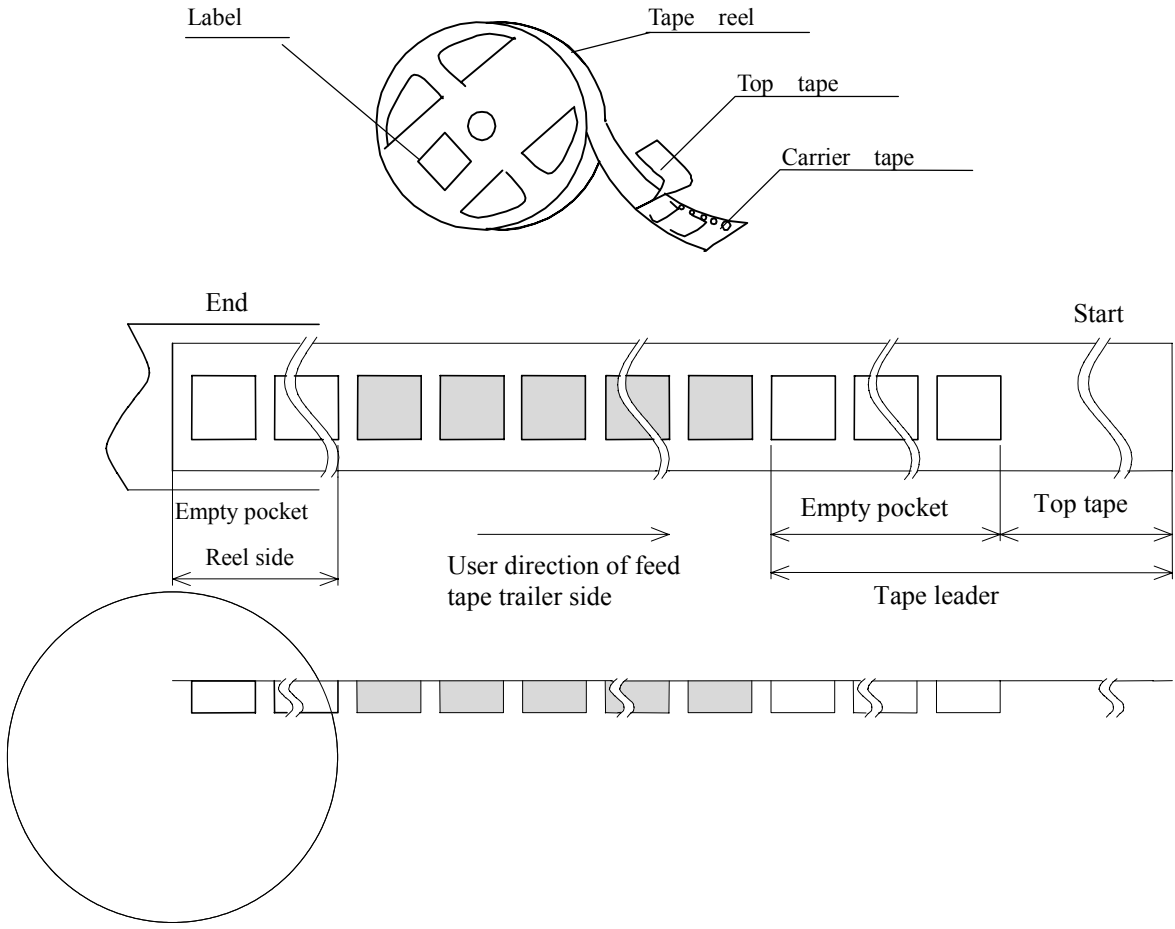
承認 APP. H.TAKANASHI
照査 CHK'D
照査 CHK'D
作成 DRAW Y.MARUYAMA

改版記事 DESCRIPTION

REV.NO.

1
2
3
4
5
6
7
8
9
10
11
12
13
14
15
16

8.4. Taping package



Item		Empty space	Note
Tape leader	Top tape	Min.1000mm	Top tape shall be fixed using tape and/or polyethylene seal.
	Carrier tape	Min. 160 mm	
Tape trailer	Top tape	Min. 0 mm	Tape end point shall be fixed using tape or hooked in core area.
	Carrier tape	Min. 160 mm	

承認 APP. H.TAKANASHI
照査 CHK'D <hr/>
照査 CHK'D <hr/>
作成 DRAW Y.MARUYAMA

改版記事 DBSCRIPTION

REV.NO.

1
2
3
4
5
6
7
8
9
10
11
12
13
14
15
16

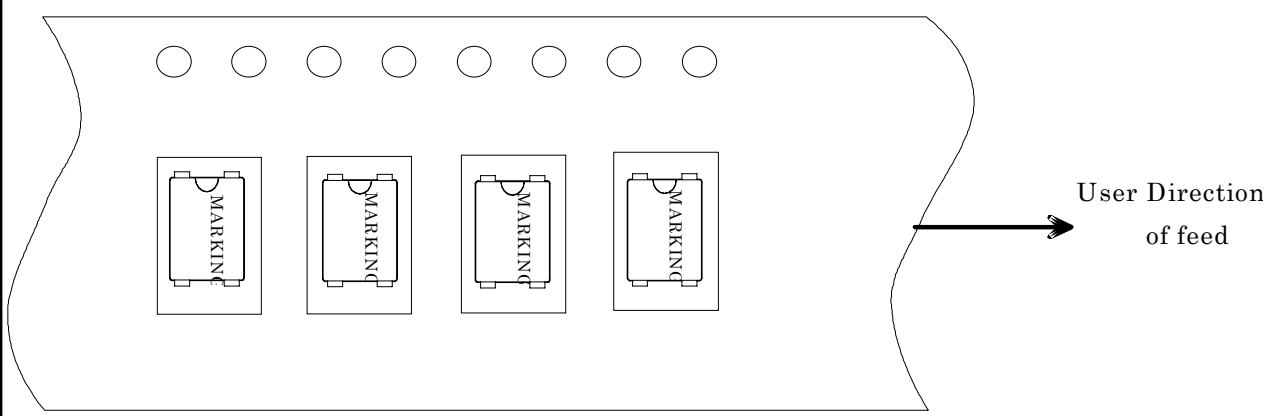
8.5. Quantity of components

2000pcs/reel(MAX.)
500pcs/reel(MIN.)

※ The above quantity is our standard packing size.
In case of an odd sum as per the purchased quantity, the packing quantity might be below our standard minimum packing size.

8.6. Oscillator orientation

: TOP VIEW



承認 APP.
H.TAKANASHI

照査 CHK'D

照査 CHK'D

作成 DRAW
Y.MARUYAMA

改版記事 DBSCRIPTION