


Helping Customers Innovate, Improve & Grow



The Evaluation Board is designed to allow the user to test a variety of industry standard platform sizes and pinouts utilizing the same fixture. It will accept multiple sized packages: 5x3.2mm (SMD), 5x7mm (SMD), 9x7 mm (SMD), 9x14mm (SMD) 13x20 mm (SMD & 4-pin DIP), 22x25mm (SMD). The evaluation board also features a screw terminal block to provide an external voltage source for Vsupply and EFC as well as an SMA connection to access the RF signal (CMOS) of the DUT.

Features

- Compact form factor
- Customer configurable
- Multi-platform capability
- SMA connector
- Integrated load circuit
- Screw terminal block for easy connection of external supply
- Fit for SMD & THT pad configuration

Applications

- 1588 (optimized for MCHP ZL30xxx)
- Engineering samples
- Bench testing

Block Diagram

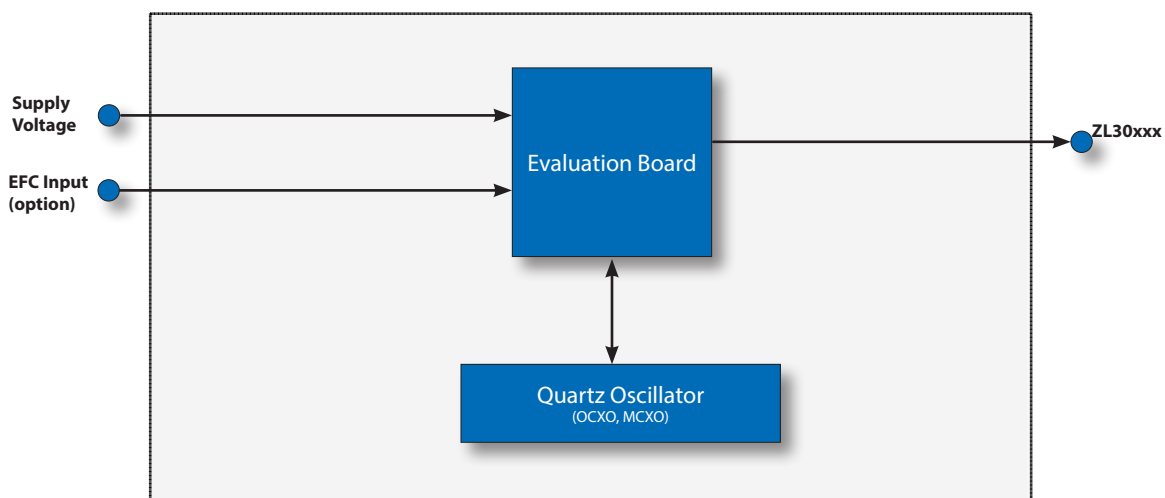
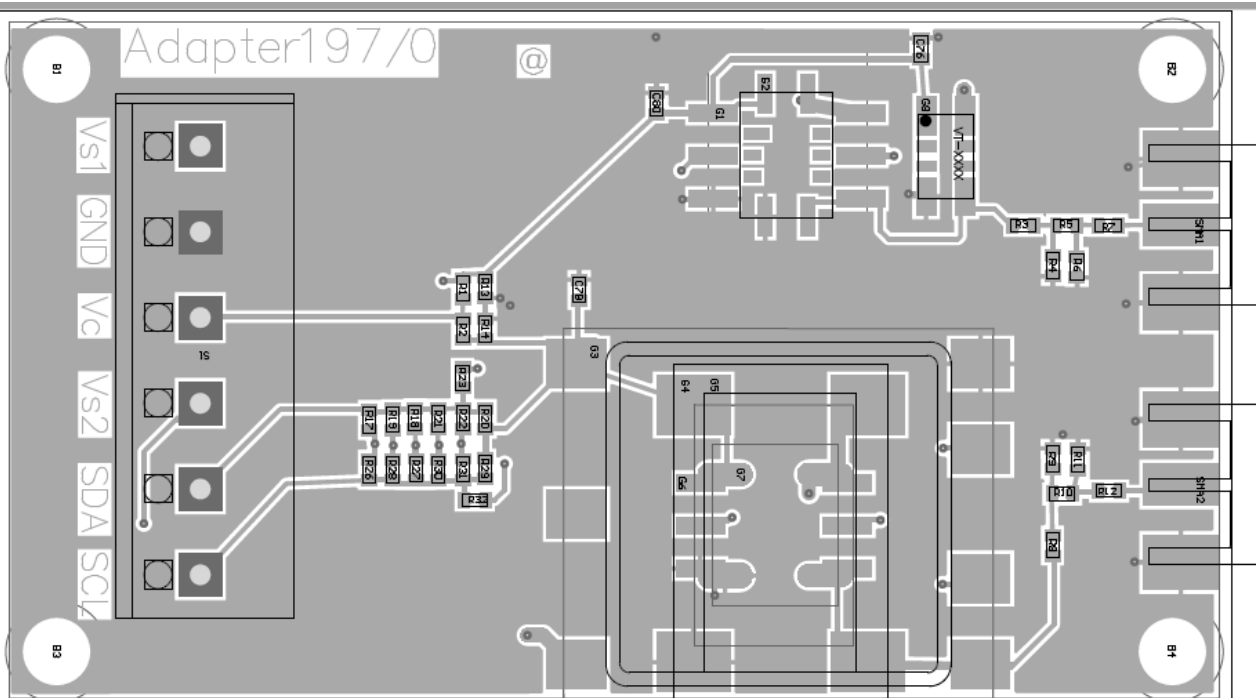


Figure 1. Functional Block Diagram

Eval Board Adapter 197



Ordering Information

- If sample of a known catalog or custom PN is desired along with eval board, please use the universal board and specify at time of order.
- Can be ordered 'as-is' with no platform specified for configuration by the customer.
- ordering code:

evalboard description	ordering code	oscillator Frequency	populated oscillator A	populated oscillator B
Eval Board ZLAN-442 Universal	719200155	any	No oscillator	No oscillator
Eval board for ZLAN-442-03	719200157	20.000 MHz	OX-6011-EAE-1080-20M000	OX-221-0105-20M000
Eval board for ZLAN-442-04	719200158	24.576 MHz	OX-6011-EAE-1080-24M576	OX-221-9133-24M576
Eval board for ZLAN-442-05	719200159	25.000 MHz	OX-6011-EAE-1080-25M000	OX-2211-EAE-1090-25M000

Contact Information

USA:

100 Watts Street
Mt Holly Springs, PA 17065
Tel: 1.717.486.3411
Fax: 1.717.486.5920

Europe:

Landstrasse
74924 Neckarbischofsheim
Germany
Tel: +49 (0) 7268.801.0
Fax: +49 (0) 7268.801.281



Information contained in this publication regarding device applications and the like is provided only for your convenience and may be superseded by updates. It is your responsibility to ensure that your application meets with your specifications. MICROCHIP MAKES NO REPRESENTATION OR WARRANTIES OF ANY KIND WHETHER EXPRESS OR IMPLIED, WRITTEN OR ORAL, STATUTORY OR OTHERWISE, RELATED TO THE INFORMATION INCLUDING, BUT NOT LIMITED TO ITS CONDITION, QUALITY, PERFORMANCE, MERCHANTABILITY OR FITNESS FOR PURPOSE. Microchip disclaims all liability arising from this information and its use. Use of Microchip devices in life support and/or safety applications is entirely at the buyer's risk, and the buyer agrees to defend, indemnify and hold harmless Microchip from any and all damages, claims, suits, or expenses resulting from such use. No licenses are conveyed, implicitly, or otherwise, under any Microchip intellectual property rights unless otherwise stated.

Trademarks

The Microchip and Vectron names and logos are registered trademarks of Microchip Technology Incorporated in the U.S.A. and other countries.