


Features

- High precision and high frequency stability.
- Excellent thermal coupling between thermistor and crystal.
- Application in mobile communications.
- RoHS Compliant/ Pb Free.



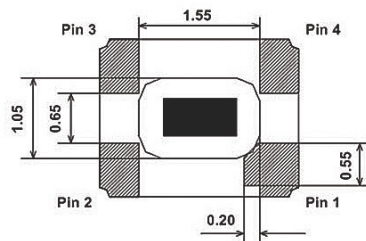
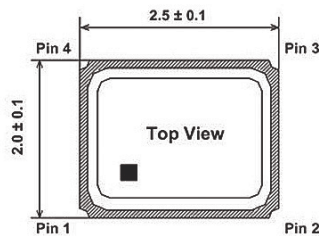
Electrical Specifications

Item / Type	EAS2520SR
Frequency Range	12 ~ 54MHz
Frequency Tolerance (at 25°C)	± 10 ppm , or specify
Frequency Stability Over Operating Temperature Range	± 10 ppm , or specify
Operating Temperature Range	-30 ~ 85 °C or specify
Shunt Capacitance (C0)	3 pF Max.
Drive Level	1 ~ 200 μ W (50 μ W typical)
Load Capacitance	8 pF , 10 pF , 12 pF , or specify
Aging (at 25°C)	± 3 ppm / year Max.
Storage Temperature Range	-40 ~ +85 °C
Thermistor Resistance (25°C)	100 kΩ , or specify
Thermistor B-constant (25~50°C)	4250, or specify

Equivalent Series Resistance(ESR)

Fundamental	
12 ~ 13 MHz	150 Ω Max.
14 ~ 30 MHz	100 Ω Max.
30 ~ 54 MHz	60 Ω Max.

Dimensions



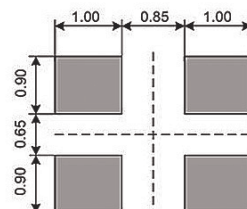
PIN FUNCTION

	Symbol	Function
Pin 1	XT1	XTAL Terminal 1
Pin 2	RT2	Thermistor Terminal 2
Pin 3	XT2	XTAL Terminal 2
Pin 4	RT1	Thermistor Terminal 1

Note:

Pin 2 is connected to the metal lid and thermistor
Pin 4 is connected to the thermistor only

SUGGESTED LAYOUT



Units: mm